



JS60 SINGLE PHASE


DIESEL GENSET

MODEL	JS60 Single Phase
Stand-by Power @ 60Hz	60kW / 60 kVA
Prime Power @ 60Hz	55 kW / 55 kVA

Standard Features

General features :

- Engine (JOHN DEERE , 4045TF270)
- Engine EPA Carb Charge alternator 12 V , Governor:Meca/Mechanical
- Alternator (LEROY SOMER , LSA442VS45)
- Single bearing alternator IP 23 , insulation class H /H
- Radiator 50°C [122°F]°C max. T° air inlet with coolant cap
- Skid and vibration isolators
- Dry type air filter
- Main line circuit breaker
- Microprocessor control panel
- 12 V battery, rack and cable
- Industrial silencer (loose)
- User manual



Generator Ratings

Voltage	HZ	Phase	P.F	Standby Amps	Standby Ratings kW/kVA	Prime Ratings kW/kVA
240MONO	60	1	1	250	60 / 60	55 / 55

Stand-By ratings are available for the duration of any power outage. No overload capacity is specified at this ratings. Prime ratings are available per BS 5514, DIN 6271, ISO-3046 and IEC 34-1 with 10% overload capacity one hour in twelve hours.

Conditions of sale

- We provide a full line of products with high quality recognized engines and alternators.
- Service and parts are available from our distributors as a single source of responsibility.
- Each and every unit is factory tested. All generator sets are also prototype tested.
- Two years limited warranty , please refer to the conditions terms . Five years extended are also available.



ENGINE DATA

Manufacturer / Model	JOHN DEERE 4045TF270 , 4-cycle, Turbo , N/A
Cylinder Arrangement	4 X L
Displacement	4.48L [273.4C.I.]
Bore and Stroke	106mm [4.2in.] X 127mm [5.0in.]
Compression ratio	17 : 1
Rated RPM	1800 Rpm
Piston Speed	7.62m/s [25.0ft./s]
Max. stand by Power at rated RPM	79kW [106BHP]
Frequency regulation, steady state	+/-2. 5%
BMEP	11bar [159psi]
Governor : type	Meca/Mechanical

Exhaust System

Exhaust gas flow	220L/s [466cfm]
Exhaust temperature	520°C [968°F]
Max back pressure	750mm CE [30in. WG]

Fuel System

110% (Stand By power)	20.5L/h [5.4gal/hr]
100% (of the Prime Power)	19L/h [5.0gal/hr]
75% (of the Prime Power)	14.5L/h [3.8gal/hr]
50% (of the Prime Power)	10.5L/h [2.8gal/hr]
Total fuel flow	112L/h [29.6gal/hr]

Oil System

Total oil capacity w/filters	13.5L [3.6gal]
Oil Pressure low idle	1bar [14.5psi]
Oil Pressure rated RPM	5bar [72.5psi]
Oil consumption 100% load	0.02L/h [0.0gal/hr]
Oil capacity carter	12.5L [3.3gal]

Thermal balance 100% load

Heat rejection to exhaust	63kW [3582Btu/mn]
Radiated heat to ambient	9kW [512Btu/mn]
Heat rejection to coolant	39kW [2218Btu/mn]

Air intake

Max. intake restriction	625mm CE [25in. WG]
Engine air flow	88L/s [186cfm]

Coolant System

Radiator & engine capacity	23.6L [6.2gal]
Max water temperature	105°C [221°F]
Outlet water temperature	93°C [199°F]
Fan power	3 kW
Fan air flow	3.1m3/s [6569cfm]
Available restriction on air flow	20mm CE [0.8in. WG]
Type of coolant	Gencool
Thermostat	82-94 °C

Emissions

HC	49.98 gr/bhp/h
CO	14.17 gr/bhp/h
Nox	49.98 gr/bhp/h
PM	19.40 gr/bhp/h



ALTERNATOR SPECIFICATIONS

GENERAL DATA

- Compliance with NEMA MG21, UTE NF C51.111, VDE 0530, BS 4999, CSA standards.
- Vacuum-impregnated windings with epoxy varnish.
- IP21 drip proof.

ALTERNATOR DATA

ALTERNATOR DATA	
Manufacturer / Type	LERROY SOMER LSA442VS45
Number of phase	3
Power factor (Cos Phi)	0.8
Altitude	< 1000 m
Overspeed	2250 rpm
Pole : number	4
Exciter type	Shunt
Insulation : class, temperature rise	H / H
Voltage regulator	R230
Sustained short circuit current	-
Total harmonics (TGH/THC)	< 4%
Wave form : NEMA = TIF – TGH/THC	< 50
Wave form : CEI = FHT – TGH/THC	< 2%
Bearing : number	1
Coupling	Direct
Voltage regulation 0 to 100% load	+/- 1%
Recovery time (20% Volt dip) ms	500 ms
SkVA with 90 % of nominal sustained voltage (at 0.4 PF)	N/A

OTHER ALTERNATOR DATA

Continuous nominal rating @ 40°C	123 kVA
Standby rating @ 27°C	144 kVA
Efficiencies @ 4/4 load	91 %
Air flow	0.44m3/s [932.30cfm]
Short circuit ratio;50 (Kcc)	0.33
Direct axis synchro reactance unsaturated (Xd)	377 %
Quadra axis synchro reactance unsaturated (Xq)	226 %
Open circuit time constant;50 (T'do)	2555 ms
Direct axis transient reactance saturated (X'd)	14.7 %
Short circuit transient time constant (T'd)	100 ms
Direct axis subtransient reactance saturated (X''d)	8.8 %
Subtransient time constant (T''d)	10 ms
Quadra axis subtransient reactance saturated (X''q)	10.8 %
Zero sequence reactance unsaturated (Xo)	1 %
Negative sequence reactance saturated (X2)	9.9 %
Armature time constant (Ta)	15 ms
No load excitation current (io)	0.5 A
Full load excitation current (ic)	2.1 A
Full load excitation voltage (uc)	39 V
Recovery time (Delta U = 20% transitoire)	500 ms
Motor start (Delta = 20% perm. Or 50% trans.)	330 kVA
Transient dip (4/4 charge) – PF : 1.8 AR	17.6 %
No load losses	2.72 kW
Heat rejection	10 kW




Control Panels

NEXYS



Specifications :Frequency meter, Ammeter, Voltmeter
Alarms and faults Oil pressure, water temperature, Overcrank,
Overspeed, Min/max alternator, Low fuel level, Emergency stop Engine
parameters Hours counter, Engine speed, Battery voltage, Fuel level, Air
preheating

TELYS



Specifications :Frequency meter, Ammeter, Voltmeter
Alarms and faults Oil pressure, water temperature, No start-up,
Overspeed, Min/max alternator, Min/max battery voltage, Low fuel level,
Emergency stop Engine parameters Hours counter, Oil pressure, Water
temperature, Engine speed, Battery voltage, Fuel level



Options

Engine and Radiator

- Heat shield protection
- Oil drain extension
- Heavy duty air filter
- Lube oil drain pump
- Radiator core guard
- Battery charger
- Block heater

Alternator

- Anti condensation heater
- Enforced impregnation
- Oversized alternator

Control panel

- NFPA 110 level 1
- Paralleling system
- Remote annunciator
- Oil temperature shutdown
- Key start panel

Exhaust

- Residential silencer
- Critical silencer
- Flexible exhaust conn.

Literature

- Parts
- Maintenance

Fuel

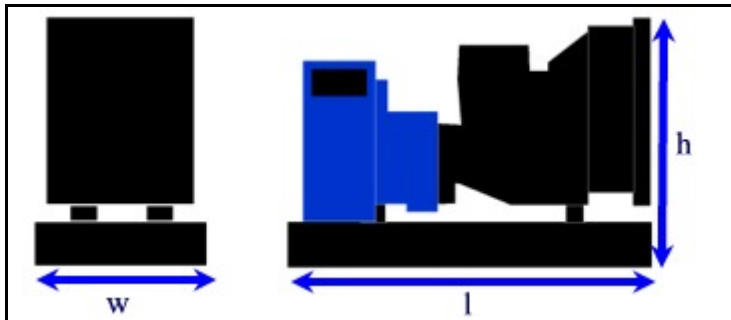
- Day tank
- Subbase fuel tanks UL
- Water separator fuel filter

Enclosure M129

- Silent 74 db @ 23 Ft (stby)

Weight and Dimensions

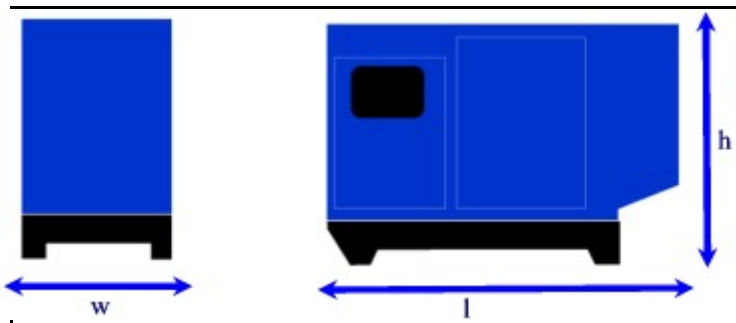
Open Model



Overall size l x w x h :
1950mm [77in] x 1084mm [43in] x 1543mm [61in]

Weight :
1150kg [2535lbs] Net 1180kg [2601lbs] Brut

With Optional Enclosure



Overall size l x w x h :
2554mm [101in] x 1170mm [46in] x 1680mm [66in]

Weight :
1550kg [3416lbs] Net 1580kg [3482lbs] Brut